

Central Eastern Southern Oregon

Region 7 COVID-19 Situation Update

November 19, 2020

COVID-19 Updates as of Today:

Data as of 11/19/20, 12:01AM Pacific Time

Region 7 COVID-19 Cases:

- 180 in Crook County (*increased by 24 since last week*)
- 1,781 in Deschutes County (*increased by 222 since last week*)
- 74 in Grant County (*increase by 12 since last week*)
- 78 in Harney County (*increased by 26 since last week*)
- 738 in Jefferson County (*increased by 78 since last week*)
- 573 in Klamath County (*increased by 75 since last week*)
- 82 in Lake County (*increased by 28 since last week*)
- 1 in Wheeler County (*remained the same since last week*)

Region 7 COVID-19 Deaths:

- 6 in Crook County
 - 14 in Deschutes County
 - 11 in Jefferson County
 - 3 in Klamath County
 - 1 in Grant County
-
- **Since last Thursday**, Oregon Health Authority reported that the total/cumulative number of known COVID-19 cases statewide increased by 7,081, bringing the total in Oregon to 60,873. There were 62 new COVID-19 deaths reported today, bringing the total number of COVID-19 deaths in Oregon to 808.
-
- CDC reports there are >11.4 million cases of COVID-19 in the United States.
 - Worldwide case counts are >55.9 million.

COVID-19 Oregon Highlights

- The Oregon Health Authority released its [COVID-19 Weekly Report](#) today. For the week of Monday, November 9 through Sunday, November 15, OHA recorded a 25.4% increase from the previous week's daily new cases count. Hospitalizations and deaths in association with COVID-19 are also at record highs for Oregon last week.

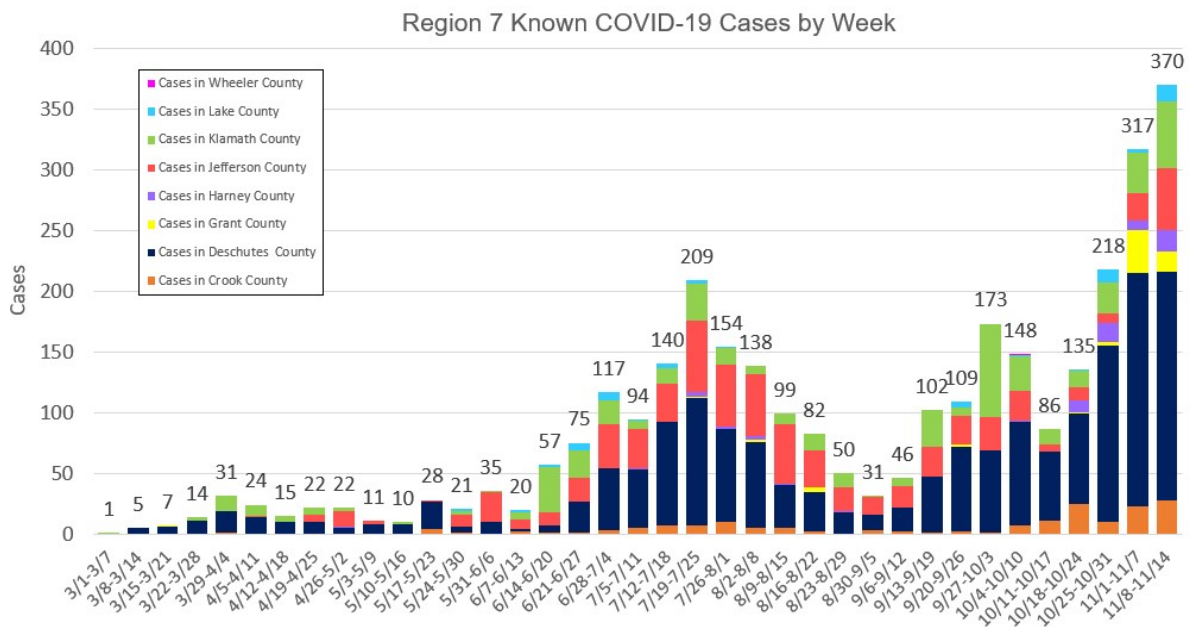
- Governor Kate Brown announces statewide freeze on November 17 to stop the rapid spread of COVID-19 in Oregon, to flatten the curve and save lives. Visit the [State of Oregon news release](#) for more information.
- The states of Oregon, California, and Washington issue travel advisories urging visitors entering the states or returning home from travel outside these states to self-quarantine for 14 days after arrival, encouraging residents to stay local. Visit the [State of Oregon news release](#) for more information.

COVID-19 Situation in Region 7

[\(Click here for source: Oregon Health Authority Situation in Oregon\)](#)

The graph below shows the number of COVID-19 cases from Crook, Deschutes, Grant, Harney, Jefferson, Klamath, Lake, and Wheeler County each calendar week beginning the week of 3/1/20-3/7/20 (when the first cases were identified in Region 7).

Data for this week is not yet shown. This graph will be updated **weekly** to show the number of COVID-19 cases identified each week in Region 7.



This graph shows data based on the date a case first became identified as a case, which is the date Oregon Health Authority (OHA) uses for school metrics, public health indicator metrics, and other tracking purposes. This date differs from the date OHA reports a case publicly in news releases.

COVID-19 Public Health Indicators for Monitoring

The indicators below are updated once per week. Data shown is for the week of 11/8/20-11/14/20. Green shading means the county is meeting the indicator, and orange shading means the county is not meeting the indicator. No shading or “●” indicates that the indicator does not apply due to small numbers. For more information, visit the OHA Public Health Indicators dashboard.

County	% ED visits for COVID-like illness (should be below 1.5*)	Trend in percent of tests that are positive in last 7 days (should not trend up)	Percent increase in new cases in last 7 days (should be no more than 5%)	Percent of cases not traced to a known source in last 7 days (should be below 30%)
Oregon	0.9%	Downtrend	29%	53%
Crook	0.9%	Downtrend	22%	36%
Deschutes	0.9%	Uptrend	-2%	32%
Grant	0.9%	Downtrend	-54%	6%
Harney	0.9%	Uptrend	125%	56%
Jefferson	0.9%	Uptrend	132%	12%
Klamath	0.9%	Uptrend	62%	20%
Lake	0.9%	Uptrend	367%	100%
Wheeler	0.9%	(0.0%) ●	●	●

COVID-19 School Metrics Data

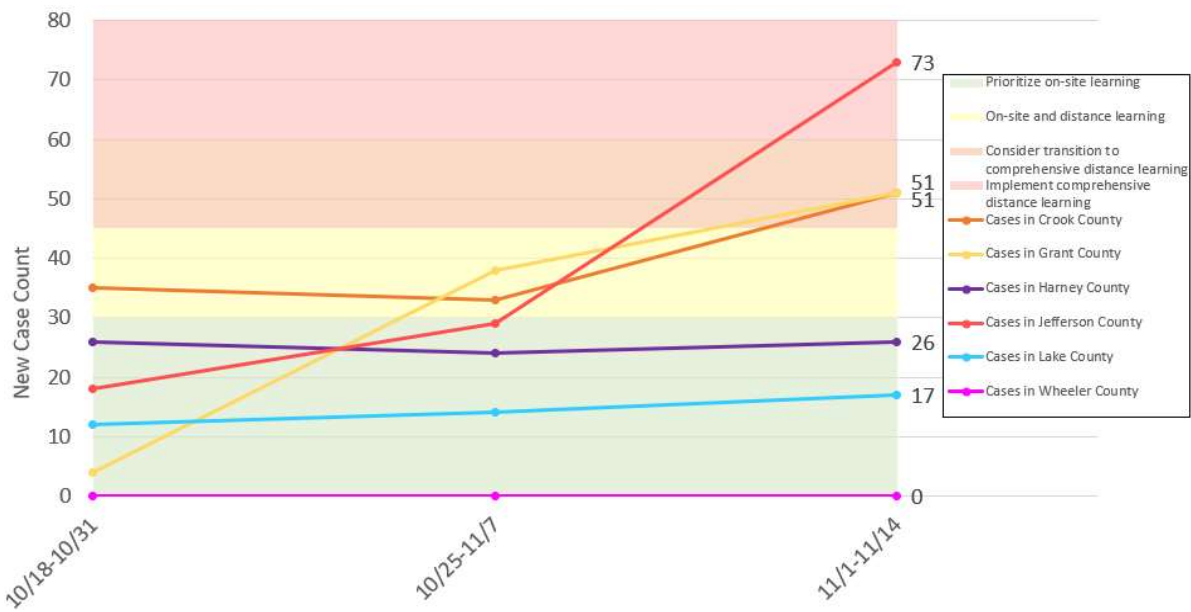
Oregon public health officials have developed metrics to help school boards and school districts make decisions about how they can safely reopen schools. For a school to return to in-person instruction through the ODE On-Site or Hybrid instructional models, the metrics below must be met:

Large Counties (≥30,000 residents): For K-12, case rate is <50 cases per 100,000 in the preceding 14 days and test positivity is <5% in the preceding 14 days. For K-6 case rates is <100 cases per 100,000 in the preceding 14 days and test positivity is 5% to <8% in the preceding 14 days.

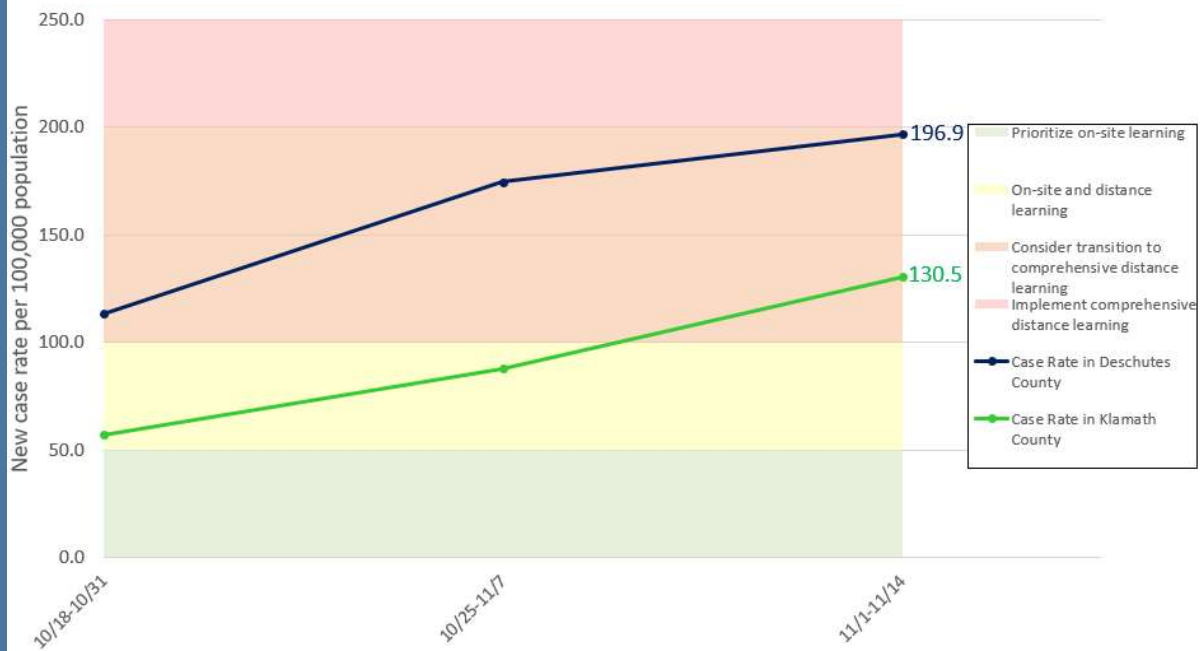
Small Counties (<30,000 residents): For K-12, case count is <30 cases in the preceding 14 days and test positivity is <5% in the preceding 14 days. For K-6, case count is <45 cases in the preceding 14 days and test positivity is 5% to <8% in the preceding 14 days.

There are exceptions to this metric which can be found the [ODE's Ready Schools, Safe Learners information page](#).

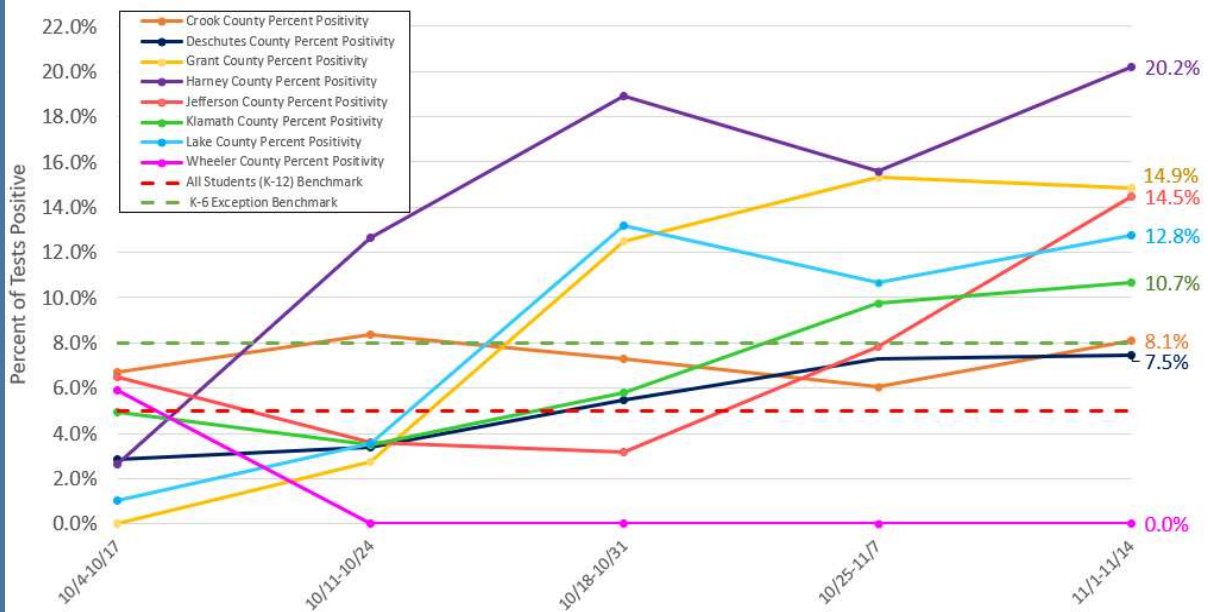
Region 7 Small County Two-week Known COVID-19 Cases



Region 7 Large County Two-week Case Rate per 100,000 Population



Region 7 Two Week Test Positivity



COVID-19 Situation in Oregon

- Oregon COVID-19 Cases: 60,873
- Oregon COVID-19 Deaths: 808
- Total number of Oregonians tested for COVID-19: 982,334

Oregon data is as of 11/19/20, 12:01AM Pacific Time. Information on case counts and deaths for all Oregon counties, as well as demographic information for all Oregon cases and deaths, can be found on [Oregon Health Authority's COVID-19 Page](#).

COVID-19 Situation in California

- California COVID-19 Cases: 1,059,267 cases
- California COVID-19 Deaths: 18,466 deaths

California data is as of 11/19/20, 11:00AM Pacific Time. Information on case counts and deaths for California can be found on [California's COVID-19 data tracker](#).



Statewide metrics

16.5 New COVID-19 positive cases per day per 100K

5.2% Positivity rate

Find a county

Highlight County

Click on the map for updated metrics

	Counties	Population	% CA Population
Widespread	41	37,753,161	94.1%
Substantial	11	2,261,165	5.6%
Moderate	4	95,922	0.2%
Minimal	2	18,912	0.0%

All California statewide metric [data and tier assignments](#) are based on results from week ending November 10, updated as of 11/10/20.

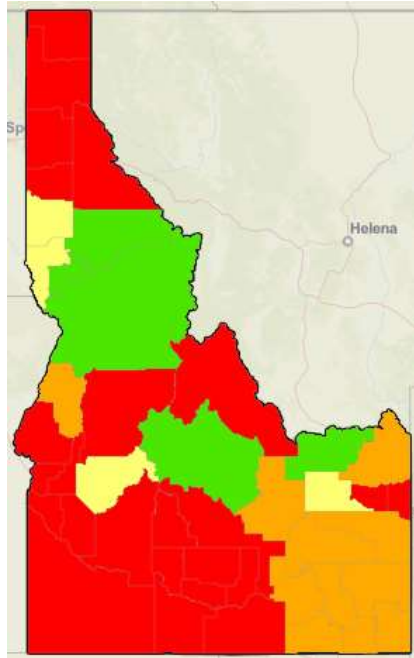
COVID-19 California Updates this Week

- Governor Newsom announces that California is seeing the fastest increase in new cases since the onset of the pandemic. The state is pulling an emergency brake in the Blueprint for a Safer Economy resulting in 94.1 percent of California's population in the most restrictive tier. Visit the [Office of Governors news release page](#).

COVID-19 Situation in Idaho

- Idaho COVID-19 Cases: 87,978 cases
- Idaho COVID-19 Deaths: 835 deaths

Idaho data last updated 11/19/20, 5:04PM Mountain Time. Information on case counts and deaths in Washington State by county can be found on [Idaho's COVID-19 data tracker](#).



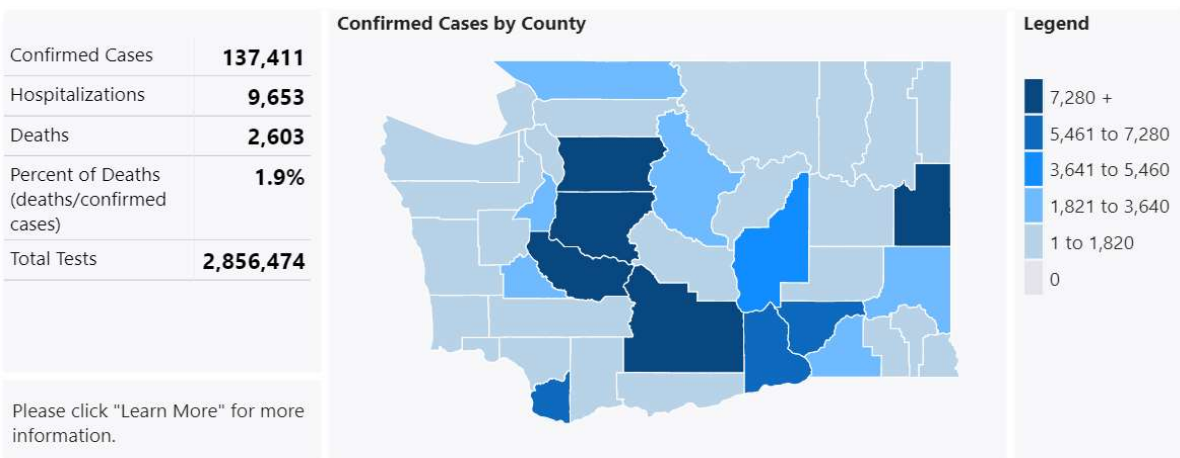
Idaho's Transmission Risk Levels are updated weekly, visit the [Idaho COVID-19 Transmission Risk Levels interactive map](#).

COVID-19 Idaho Updates this Week

- Governor Little announced plans to roll back Idaho to Modified Stage Two of the Idaho Rebounds Plan due to spike in statewide cases and hospitalizations. Read the [latest news release](#).

COVID-19 Situation in Washington State

- Washington State COVID-19 Confirmed Cases: 137,411 cases
- Washington State COVID-19 Deaths: 2,603 deaths



440 of 137,411 confirmed cases do not have an assigned county

Washington State data last updated 11/19/20, 4:03PM Pacific Time. Information on case counts and deaths in Washington State by county can be found on [Washington State's COVID-19 data tracker](#).

COVID-19 Updates this Week

- No updates this week.

COVID-19 Situation in the U.S.

- U.S. COVID-19 Cases: 11,465,722 cases
- U.S. COVID-19 Deaths: 249,670 deaths

U.S. data last updated 11/19/20, 12:16PM Eastern Time. Information on case counts and deaths for all states and U.S.-affiliated jurisdictions can be found on [CDC's COVID-19 data tracker](#).

COVID-19 Situation Worldwide

- Global COVID-19 Cases: 55,925,327 cases
- Global COVID-19 Deaths: 1,344,003 deaths

Worldwide case count and death count estimates are posted on [WHO's COVID-19 dashboard](#). Estimates for worldwide COVID-19 case counts and deaths above are current as of 11/19/20, 5:13PM Central European Time.

For more local information and resources:

- For school information:
 - Visit the [Ready Schools, Safe Learners page for general information](#)
 - Visit the [current community COVID metrics page for Ready Schools, Safe Learners](#). To learn more about these metrics and benchmarks, [click here](#).
- County web resources for COVID-19:
 - Visit the [Crook County Public Health COVID-19 Information Page](#)
 - Visit the [Deschutes County COVID-19 Information Page](#)
 - Visit the [Grant County COVID-19 Information Page](#)
 - Visit the [Harney County Health Department COVID-19 Information Page](#)
 - Visit the [Jefferson County Public Health COVID-19 Information Page](#)
 - Visit the [Klamath County Public Health COVID-19 Information Page](#)
 - Visit the [Lake County COVID-19 Information Page](#)
 - Visit the [Wheeler County COVID-19 Information Page](#)
- Telephone resources:
 - Call the Oregon phone line for COVID-19 information at **2-1-1**

- Call the OHSU phone line for seek guidance about symptoms and care for COVID-19 at **833-647-8222**. The hotline is open 8am-8pm, 7 days a week.
- If you are 55 or older and feeling isolated or just want to have a friendly conversation, please call the Senior Loneliness Line at **503-200-1633**
- If you are a teen and feeling lonely or anxious, you can call, text, or chat with other teens to talk about anything and everything. Call YouthLine at **877-968-8491** or text 'teen2teen' to **839863**, the helpline is open 4pm-10pm daily.

Region 7 Public Health Response

Crook, Deschutes, Grant, Harney, Jefferson, Klamath, Lake, and Wheeler County Public Health Departments regularly manage communicable disease outbreaks, and we are prepared to investigate and respond. When a case of COVID-19 is identified in our community, Public Health Nurses work on [contact tracing](#) to identify and notify individuals who might have been exposed.

We began preparing for local impacts of COVID-19 and regularly meeting with healthcare partners, Oregon Health Authority, and CDC in January 2020.

We continue to work closely with local schools, healthcare providers, emergency services, cities, businesses, and others to coordinate efforts and to share the most up-to-date information.

This situation update was compiled by the Crook, Deschutes, Grant, Harney, Jefferson, Klamath, Lake, and Wheeler County Health Departments. It will be updated with state, national, and worldwide situation data and sent every week.