

Central Eastern Southern Oregon

Region 7 COVID-19 Situation Update

December 24, 2020

COVID-19 Updates as of Today:

Data as of 12/24/20, 12:01AM Pacific Time

Region 7 COVID-19 Cases:

- 411 in Crook County (*increased by 43 since last Thursday*)
- 3,706 in Deschutes County (*increased by 316 since last Thursday*)
- 168 in Grant County (*increase by 7 since last Thursday*)
- 128 in Harney County (*increased by 7 since last Thursday*)
- 1,324 in Jefferson County (*increased by 120 since last Thursday*)
- 1,743 in Klamath County (*increased by 267 since last Thursday*)
- 187 in Lake County (*increased by 8 since last Thursday*)
- 16 in Wheeler County (*increased by 4 since last Thursday*)

Region 7 COVID-19 Deaths:

- 7 in Crook County
- 20 in Deschutes County
- 1 in Grant County
- 1 in Harney County
- 16 in Jefferson County
- 16 in Klamath County
- 4 in Lake County
- **Since last Thursday**, Oregon Health Authority reported that the total/cumulative number of known COVID-19 cases statewide increased by 8,084, bringing the total in Oregon to 106,821. There were 132 new COVID-19 deaths reported today, bringing the total number of COVID-19 deaths in Oregon to 1,415.
- CDC reports there are >18.3 million cases of COVID-19 in the United States.
- Worldwide case counts are >77.5 million.

COVID-19 Oregon Highlights

- The Oregon Health Authority released its [COVID-19 Weekly Report](#) today. For the week of Monday, December 14 through Sunday, December 20, OHA recorded a 5% decrease from the previous week's daily new cases count. Hospitalizations have decreased 11% from the previous week.

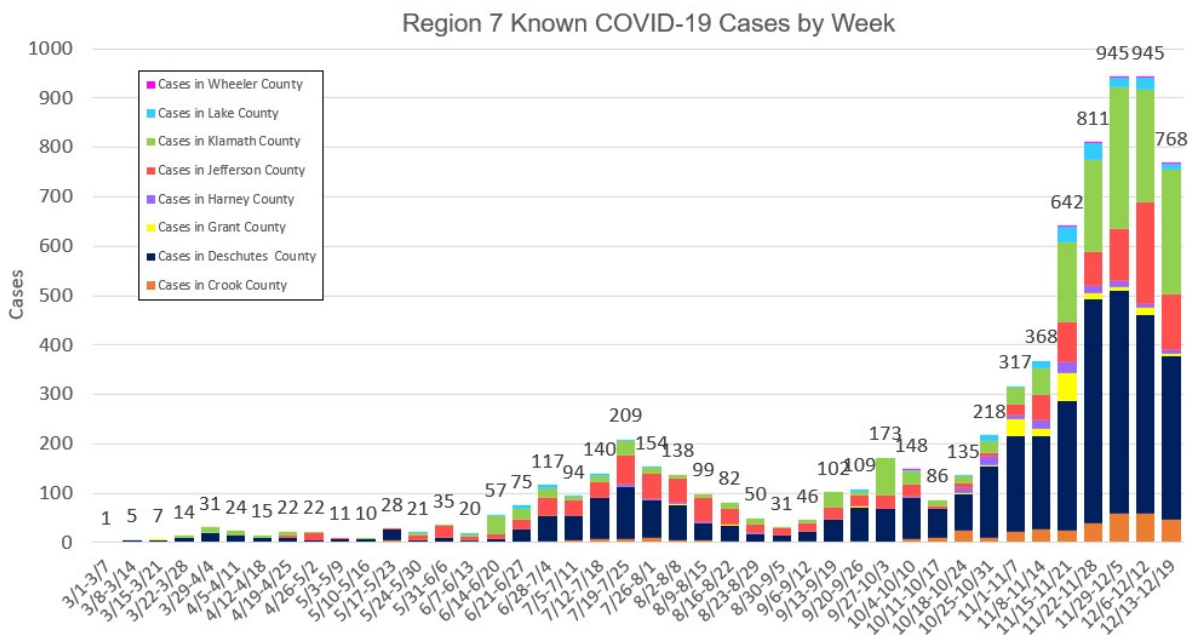
- Governor Brown extends COVID-19 state of emergency for 60 days, until March 3, 2021. Visit the [State of Oregon news release page](#).
- The Western States Scientific Safety Review Workgroup reviewed and confirmed that the Moderna COVID-19 vaccine is safe and effective. Visit the [State of Oregon news release page](#).

COVID-19 Situation in Region 7

(Click here for source: [Oregon Health Authority Situation in Oregon](#))

The graph below shows the number of COVID-19 cases from Crook, Deschutes, Grant, Harney, Jefferson, Klamath, Lake, and Wheeler County each calendar week beginning the week of 3/1/20-3/7/20 (when the first cases were identified in Region 7).

Data for this week is not yet shown. This graph will be updated **weekly** to show the number of COVID-19 cases identified each week in Region 7.



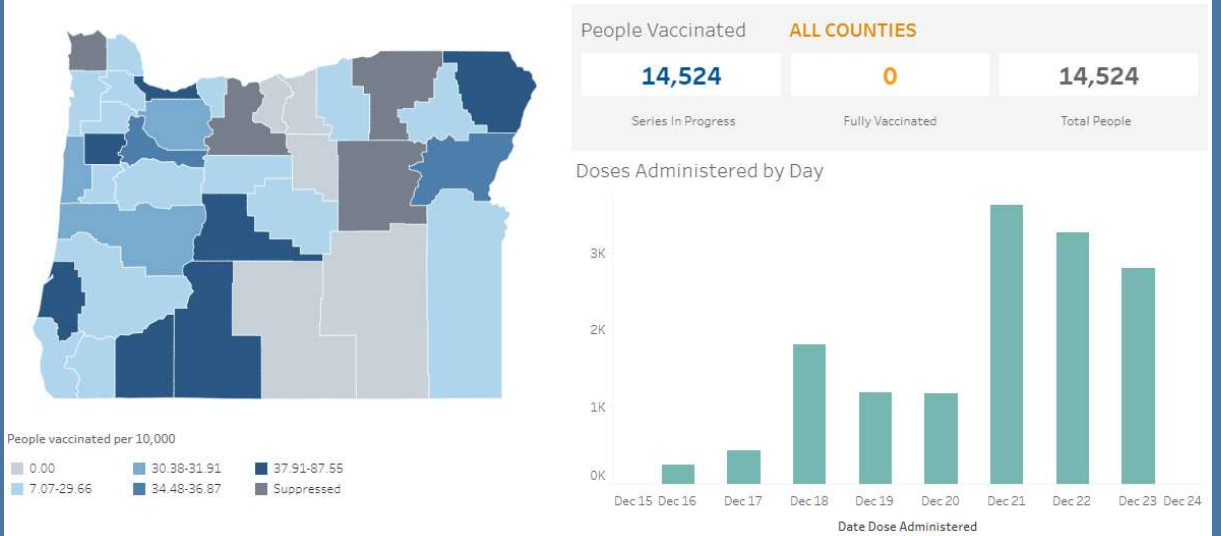
This graph shows data based on the date a case first became identified as a case, which is the date Oregon Health Authority (OHA) uses for school metrics, public health indicator metrics, and other tracking purposes. This date differs from the date OHA reports a case publicly in news releases.

COVID-19 Vaccination Trends

Oregon, like other states, currently does not have enough vaccine to immunize everyone against COVID-19. The first people getting the vaccine are health care workers and people who live or work in long-term care facilities, such as skilled nursing facilities. OHA's data

dashboard shows the total number of vaccines given to date in Oregon, based on these populations.

The map shows the number of people vaccinated per 10,000 by county of resident. For privacy purposes, counties with the number of vaccinated people between 1 and 5 will be shown as “Suppressed.”



Vaccination data is as of 12/24/20, 12:01AM Pacific Time. For more information, visit the [OHA COVID-19 Vaccination Trends dashboard](#).

County	Series in Progress	Fully Vaccinated	Total People	Total per 10,000
Crook	45	0	45	19.20
Deschutes	966	0	966	50.05
Grant	Supressed	Supressed	Supressed	Supressed
Harney	0	0	0	0.00
Jefferson	53	0	53	22.23
Klamath	597	0	597	87.55
Lake	0	0	0	0.00
Wheeler	0	0	0	0.00

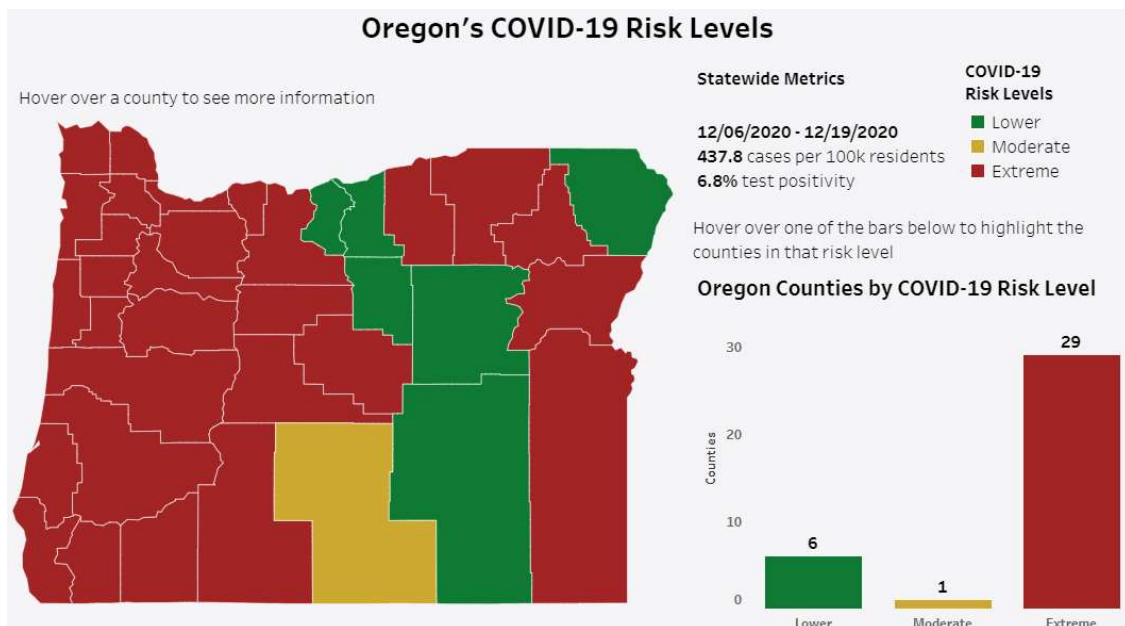
COVID-19 Public Health Indicators for Monitoring

The indicators below are updated once per week. Data shown is for the week of 12/13/20. Green shading means the county is meeting the indicator, and orange shading means the county is not meeting the indicator. No shading or “•” indicates that the indicator does not apply due to small numbers. For more information, visit the [OHA Public Health Indicators dashboard](#).

County	% ED visits for COVID-like illness (lower is better on this indicator)	Percent of cases with follow up initiated within 24 hours (goal is above 95%)	Percent of cases traced to a known source in last 7 days (goal is above 70%)
Oregon	3.6%	59%	37.8%
Crook	3.6%	79%	59.6%
Deschutes	3.6%	78%	48.3%
Grant	3.6%	100%	66.7%
Harney	3.6%	100%	71.4%
Jefferson	3.6%	94%	71.7%
Klamath	3.6%	85%	47.2%
Lake	3.6%	82%	•
Wheeler	3.6%	100%	100.0%

Oregon's COVID-19 Risk Levels

This map shows the indicator OHA is tracking to monitor COVID-19 risk in Oregon counties. As counties begin to open back up, we want to be sure the risk of COVID-19 in Oregon remains low enough to keep Oregonians safe. For more information, visit the [OHA Public Health Indicators dashboard](#). This dashboard is updated weekly.



COVID-19 School Metrics Data

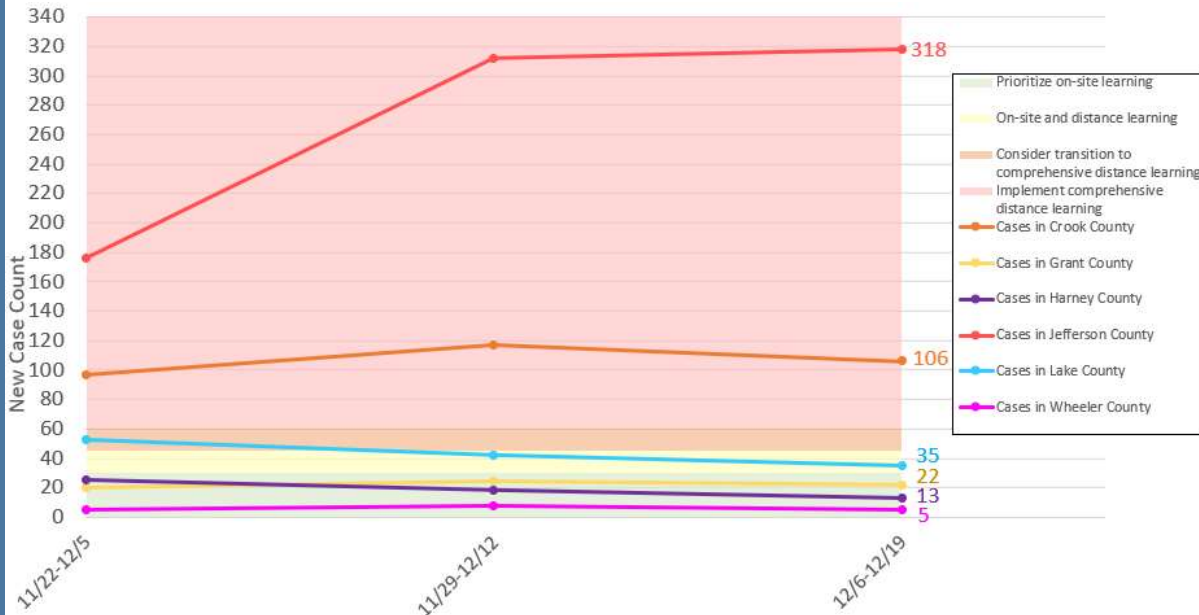
Oregon public health officials have developed metrics to help school boards and school districts make decisions about how they can safely reopen schools. For a school to return to in-person instruction through the ODE On-Site or Hybrid instructional models, the metrics below must be met:

Large Counties ($\geq 30,000$ residents): For K-12, case rate is < 50 cases per 100,000 in the preceding 14 days and test positivity is $< 5\%$ in the preceding 14 days. For K-6 case rates is < 100 cases per 100,000 in the preceding 14 days and test positivity is 5% to $< 8\%$ in the preceding 14 days.

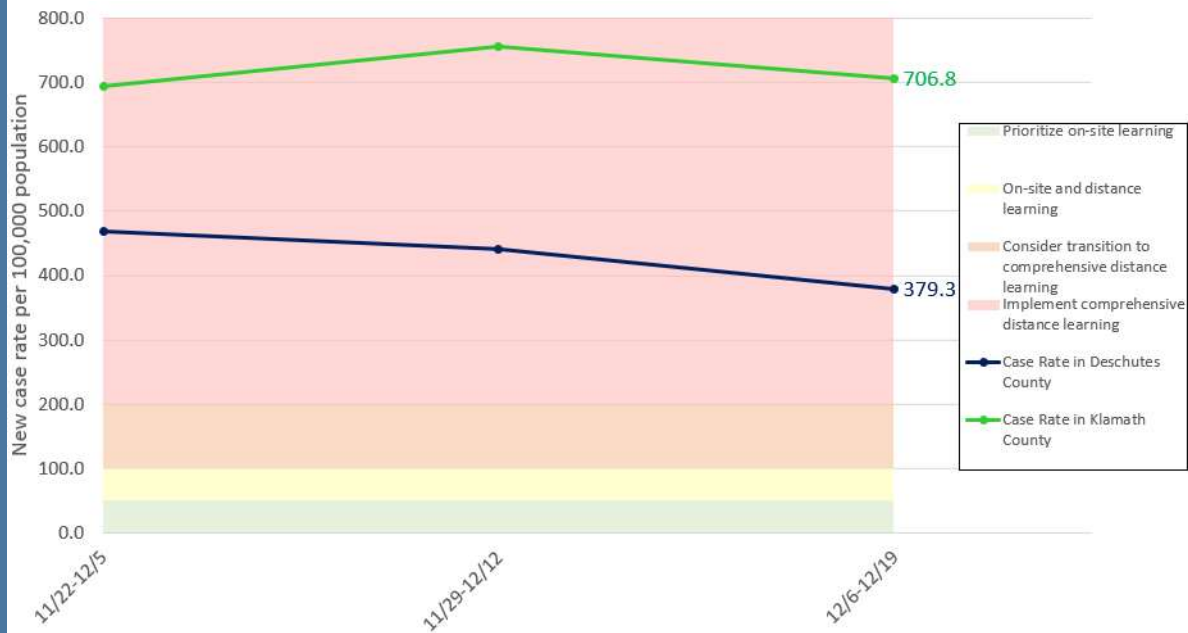
Small Counties ($< 30,000$ residents): For K-12, case count is < 30 cases in the preceding 14 days and test positivity is $< 5\%$ in the preceding 14 days. For K-6, case count is < 45 cases in the preceding 14 days and test positivity is 5% to $< 8\%$ in the preceding 14 days.

There are exceptions to this metric which can be found the [ODE's Ready Schools, Safe Learners information page](#).

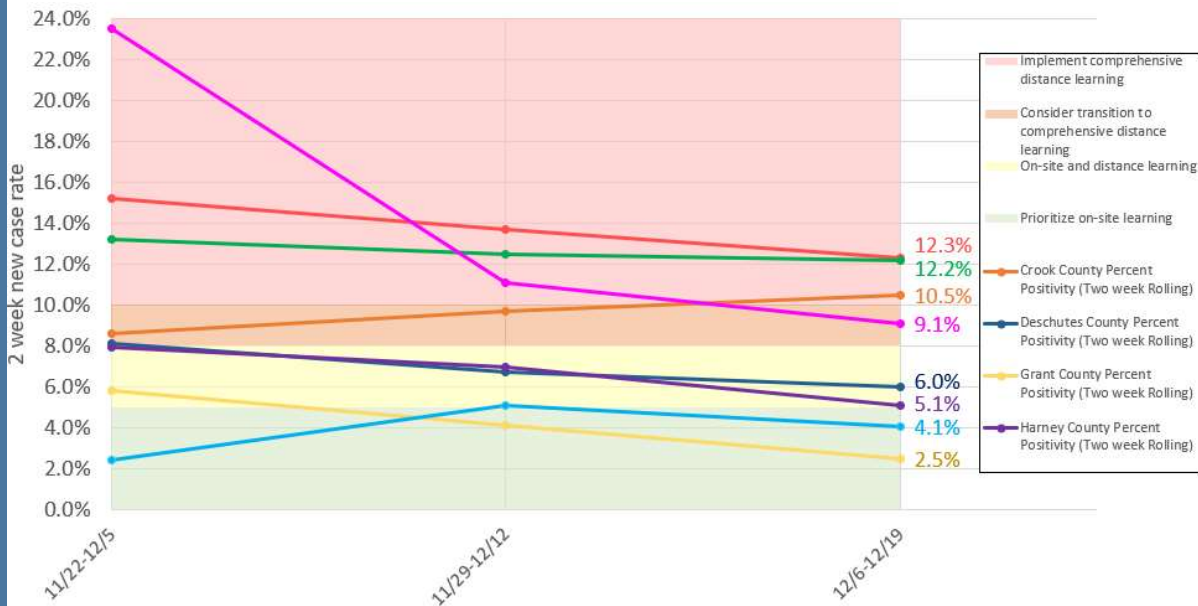
Region 7 Small County Two-week Known COVID-19 Cases



Region 7 Large County Two-week Case Rate per 100,000 Population



Region 7 Two Week Test Positivity



COVID-19 Situation in Oregon

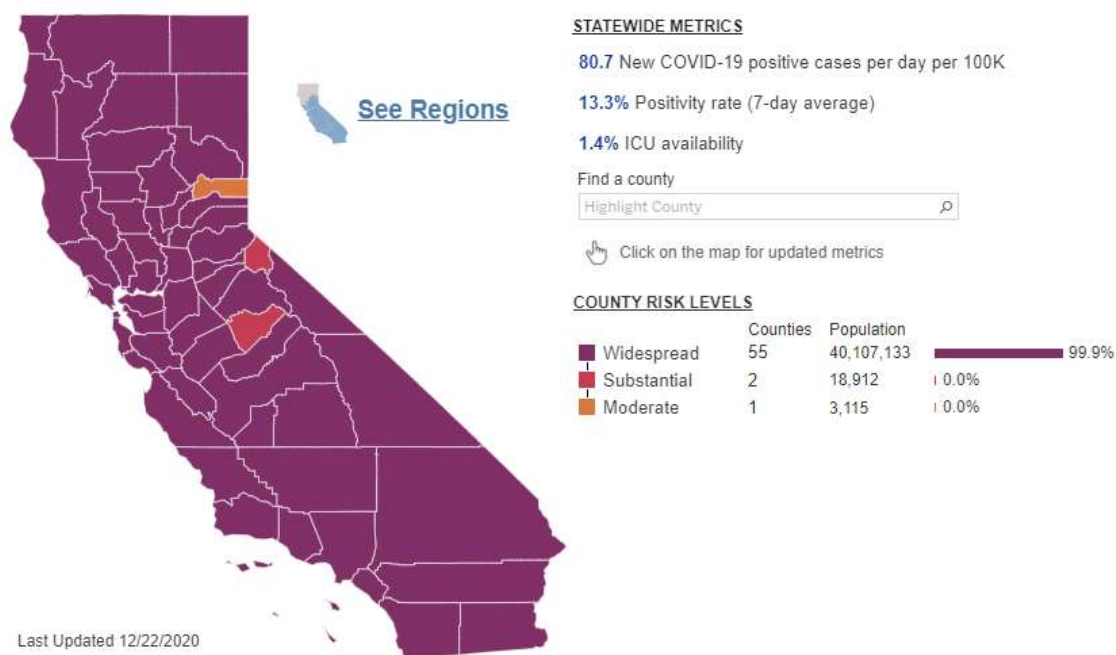
- Oregon COVID-19 Cases: 106,821
- Oregon COVID-19 Deaths: 1,415
- Total number of tests for COVID-19: 2,537,482

Oregon data is as of 12/24/20, 12:01AM Pacific Time. Information on case counts and deaths for all Oregon counties, as well as demographic information for all Oregon cases and deaths, can be found on [Oregon Health Authority's COVID-19 page](#).

COVID-19 Situation in California

- California COVID-19 Cases: 2,003,146 cases
- California COVID-19 Deaths: 23,635 deaths

California data is as of 12/24/20, 11:00AM Pacific Time. Information on case counts and deaths for California can be found on [California's COVID-19 data tracker](#).



All California statewide metric [data and tier assignments](#) are based on results from week ending December 12, updated as of 12/22/20.

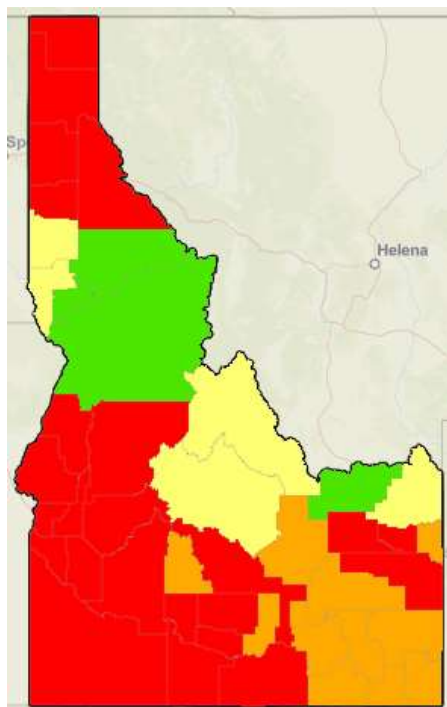
COVID-19 California Updates this Week

- No new updates this week.

COVID-19 Situation in Idaho

- Idaho COVID-19 Cases: 133,985 cases
- Idaho COVID-19 Deaths: 1,324 deaths

Idaho data last updated 12/24/20, 9:42AM Mountain Time. Information on case counts and deaths in Washington State by county can be found on [Idaho's COVID-19 data tracker](#).



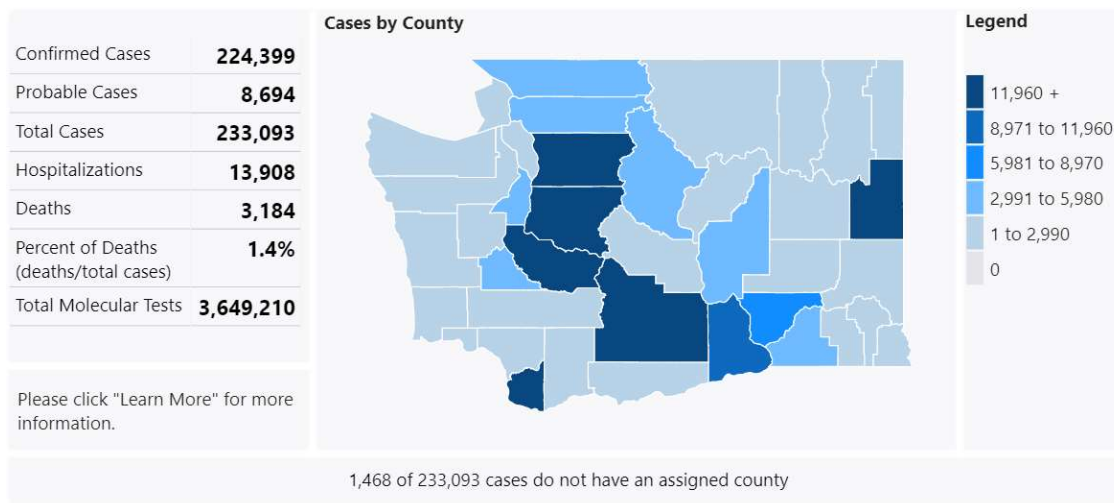
Idaho's Transmission Risk Levels are updated weekly, visit the [Idaho COVID-19 Transmission Risk Levels interactive map](#).

COVID-19 Idaho Updates this Week

- No new updates this week.

COVID-19 Situation in Washington State

- Washington State COVID-19 Confirmed Cases: 224,399 cases
- Washington State COVID-19 Probable Cases: 8,694 cases
- Washington State COVID-19 Deaths: 3,184 deaths



Washington State data last updated 12/24/20, 3:40PM Pacific Time. Information on case counts and deaths in Washington State by county can be found on [Washington State's COVID-19 data tracker](#).

COVID-19 Updates this Week

- Washington State Department of Health announces update in quarantine guidance for people who travel to Washington state who have visited United Kingdom and South Africa where a new variant of COVID-19 is circulating. Visit the [Washington State Department of Health news release page](#).

COVID-19 Situation in the U.S.

- U.S. COVID-19 Cases: 18,391,571 cases
- U.S. COVID-19 Deaths: 325,096 deaths

U.S. data last updated 12/24/20, 12:16PM Eastern Time. Information on case counts and deaths for all states and U.S.-affiliated jurisdictions can be found on [CDC's COVID-19 data tracker](#).

COVID-19 Situation Worldwide

- Global COVID-19 Cases: 77,530,799 cases
- Global COVID-19 Deaths: 1,724,904 deaths

Worldwide case count and death count estimates are posted on [WHO's COVID-19 dashboard](#). Estimates for worldwide COVID-19 case counts and deaths above are current as of 12/24/20, 6:09PM Central European Time.

For more local information and resources:

- For school information:
 - Visit the [Ready Schools, Safe Learners page for general information](#)
 - Visit the [current community COVID metrics page for Ready Schools, Safe Learners](#). To learn more about these metrics and benchmarks, [click here](#).
- County web resources for COVID-19:
 - Visit the [Crook County Public Health COVID-19 Information Page](#)
 - Visit the [Deschutes County COVID-19 Information Page](#)
 - Visit the [Grant County COVID-19 Information Page](#)
 - Visit the [Harney County Health Department COVID-19 Information Page](#)
 - Visit the [Jefferson County Public Health COVID-19 Information Page](#)
 - Visit the [Klamath County Public Health COVID-19 Information Page](#)
 - Visit the [Lake County COVID-19 Information Page](#)
 - Visit the [Wheeler County COVID-19 Information Page](#)
- Telephone resources:
 - Call the Oregon phone line for COVID-19 information at **2-1-1**
 - Call the OHSU phone line for seek guidance about symptoms and care for COVID-19 at **833-647-8222**. The hotline is open 8am-8pm, 7 days a week.
 - If you are 55 or older and feeling isolated or just want to have a friendly conversation, please call the [Senior Loneliness Line](#) at **503-200-1633**
 - If you are a teen and feeling lonely or anxious, you can call, text, or chat with other teens to talk about anything and everything. Call [YouthLine](#) at **877-968-8491** or text 'teen2teen' to **839863**, the helpline is open 4pm-10pm daily.

Region 7 Public Health Response

Crook, Deschutes, Grant, Harney, Jefferson, Klamath, Lake, and Wheeler County Public Health Departments regularly manage communicable disease outbreaks, and we are prepared to investigate and respond. When a case of COVID-19 is identified in our community, Public Health Nurses work on [contact tracing](#) to identify and notify individuals who might have been exposed.

We began preparing for local impacts of COVID-19 and regularly meeting with healthcare partners, Oregon Health Authority, and CDC in January 2020.

We continue to work closely with local schools, healthcare providers, emergency services, cities, businesses, and others to coordinate efforts and to share the most up-to-date information.

This situation update was compiled by the Crook, Deschutes, Grant, Harney, Jefferson, Klamath, Lake, and Wheeler County Health Departments. It will be updated with state, national, and worldwide situation data and sent every week.

