

Central Eastern Southern Oregon

Region 7 COVID-19 Situation Update

August 27, 2021

COVID-19 Updates as of Today:

Data as of 8/27/21, 12:01AM Pacific Time

Region 7 COVID-19 Cases:

- 1,742 in Crook County (*increased by 92 since last Friday*)
- 13,473 in Deschutes County (*increased by 1,043 since last Friday*)
- 635 in Grant County (*increased by 54 since last Friday*)
- 582 in Harney County (*increased by 46 since last Friday*)
- 2,811 in Jefferson County (*increased by 107 since last Friday*)
- 5,564 in Klamath County (*increased by 252 since last Friday*)
- 508 in Lake County (*increased by 15 since last Friday*)
- 60 in Wheeler County (*increased by 4 since last Friday*)

Region 7 COVID-19 Deaths:

- 30 in Crook County
- 91 in Deschutes County
- 7 in Grant County
- 11 in Harney County
- 44 in Jefferson County
- 81 in Klamath County
- 8 in Lake County
- 1 in Wheeler County
- **Since last Friday**, Oregon Health Authority reported that the total/cumulative number of known COVID-19 cases statewide increased by 15,546, bringing the total in Oregon to 268,401. There were 103 new COVID-19 deaths reported, bringing the total number of COVID-19 deaths in Oregon to 3,115.
- CDC reports there are >38.5 million cases of COVID-19 in the United States.
- Worldwide case counts are >214.4 million.

COVID-19 Oregon Highlights

- The Oregon Health Authority released its [COVID-19 Weekly Report](#). For the week of Monday, August 9 through Sunday, August 15, OHA recorded a 53% increase from the previous week's daily new cases count. New hospitalizations have increased 69% from the previous week.

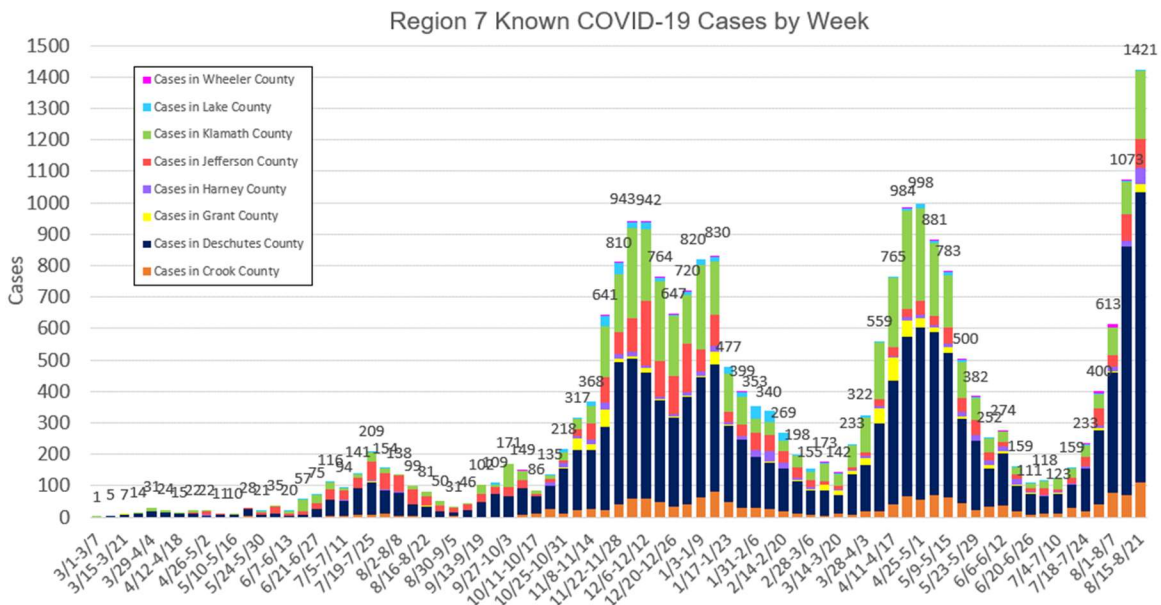
- The Oregon Health Authority released its [COVID-19 Breakthrough Report](#). For the week of Sunday August 15 through Saturday, August 21, OHA recorded 12.0% vaccine breakthrough cases.
- The Oregon Health Authority released the [Oregon HOSPCAP COVID-19 Review](#), providing an overview of Oregon's COVID-19 hospitalization and hospital capacity data from the past year.
- Governor Brown announces statewide outdoor mask requirements to help stop the spread of the Delta variant. Effective Friday August 27, masks will be required in most public outdoor settings regardless of vaccination status. Visit the [State of Oregon news release](#).

COVID-19 Situation in Region 7

[\(Click here for source: Oregon Health Authority Situation in Oregon\)](#)

The graph below shows the number of COVID-19 cases from Crook, Deschutes, Grant, Harney, Jefferson, Klamath, Lake, and Wheeler County each calendar week beginning the week of 3/1/20-3/7/20 (when the first cases were identified in Region 7).

Data for this week is not yet shown. This graph will be updated **weekly** to show the number of COVID-19 cases identified each week in Region 7.



This graph shows data based on the date a case first became identified as a case, which is the date Oregon Health Authority (OHA) uses for school metrics, public health indicator metrics, and other tracking purposes. This date differs from the date OHA reports a case publicly in news releases.

COVID-19 Vaccination Trends

County	Series in Progress	Series Complete	Total People	Total per 10,000
Crook	950	9,944	10,894	4,648
Deschutes	9,239	113,574	122,813	6,234
Grant	226	2,631	3,906	3,906
Harney	254	2,576	2,830	3,887
Jefferson	1,197	10,758	11,955	4,960
Klamath	2,815	26,349	29,164	4,284
Lake	217	2,559	2,776	3,438
Wheeler	45	624	669	4,646

Vaccination data is as of 8/27/21, 12:01AM Pacific Time. For more information, visit the [OHA COVID-19 Vaccination Trends dashboard](#).

COVID-19 Public Health Indicators for Monitoring

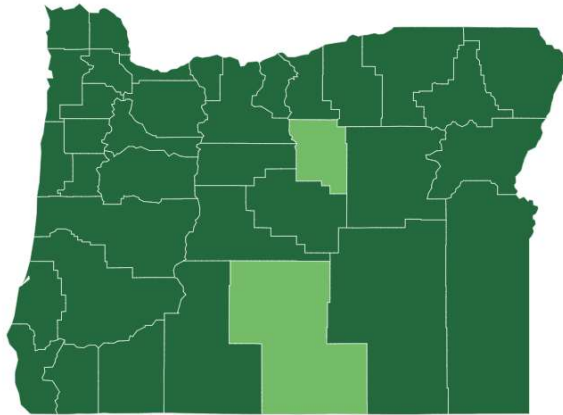
The indicators below are updated once per week. Data shown is for the week of 8/15/21. Green shading means the county is meeting the indicator, and orange shading means the county is not meeting the indicator. No shading or “●” indicates that the indicator does not apply due to small numbers. For more information, visit the [OHA Public Health Indicators dashboard](#).

County	% ED visits for COVID-like illness (lower is better on this indicator)	Percent of cases with follow up initiated within 24 hours (goal is above 95%)	Percent of cases traced to a known source in last 7 days (goal is above 70%)
Oregon	4.8%	36%	13%
Crook	4.8%	96%	28%
Deschutes	4.8%	76%	29%
Grant	4.8%	13%	●
Harney	4.8%	91%	29%
Jefferson	4.8%	87%	46%
Klamath	4.8%	63%	5%
Lake	4.8%	100%	●
Wheeler	4.8%	●	●

Oregon's COVID-19 Community Spread

Oregon' public health officials and the CDC have developed evidenced-based metrics to track COVID-19 community spread. The indicators are determined by case rates and test positivity in the previous week. If the two indicators suggest different transmission levels, the higher level is selected.

Hover over a county to see more information



Statewide

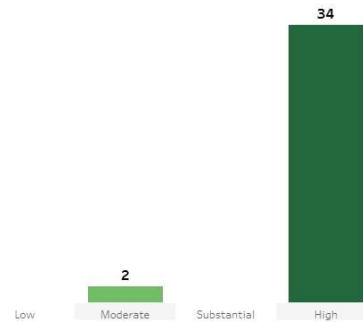
Week of **8/15/2021**
340.6 cases per 100k residents
12.2% test positivity

Community Transmission

■ High
 ■ Moderate

Select one of the bars below to highlight the counties in that level of community transmission.

Counties by Level of Community Transmission



Indicators

Total new cases per 100,000 persons in the past 7 days

Percentage of test positivity over 14 days

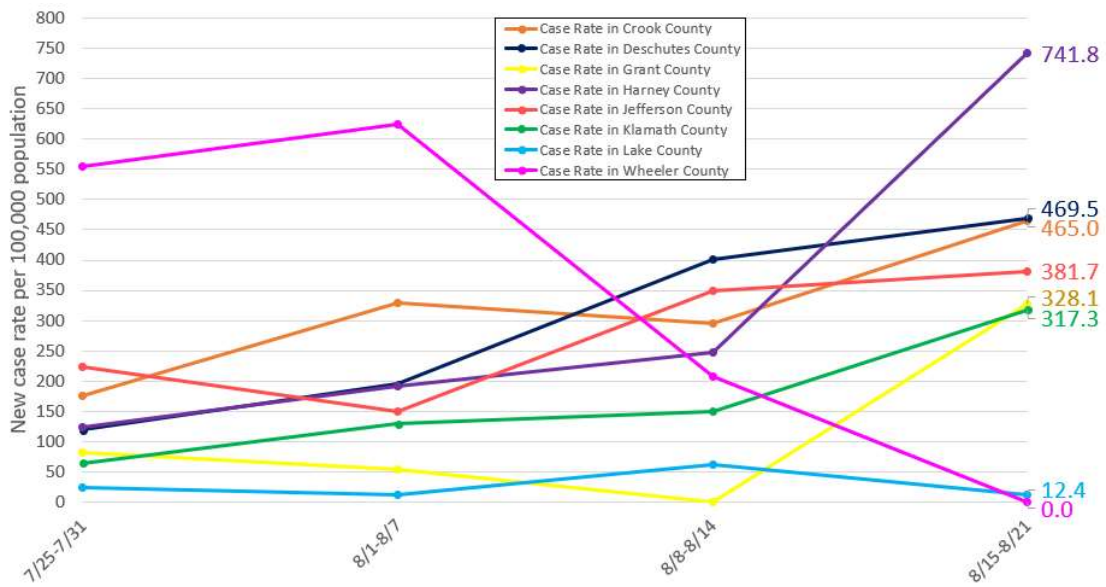
Indicators	Low Transmission	Moderate Transmission	Substantial Transmission	High Transmission
Total new cases per 100,000 persons in the past 7 days	<10.0	10.0 to <50.0	50.0 to <100.0	≥100.0
Percentage of test positivity over 14 days	<5.0%	5.0% to <8.0%	8.0% to <10.0%	≥10.0%

COVID-19 School Advisory Metrics Data

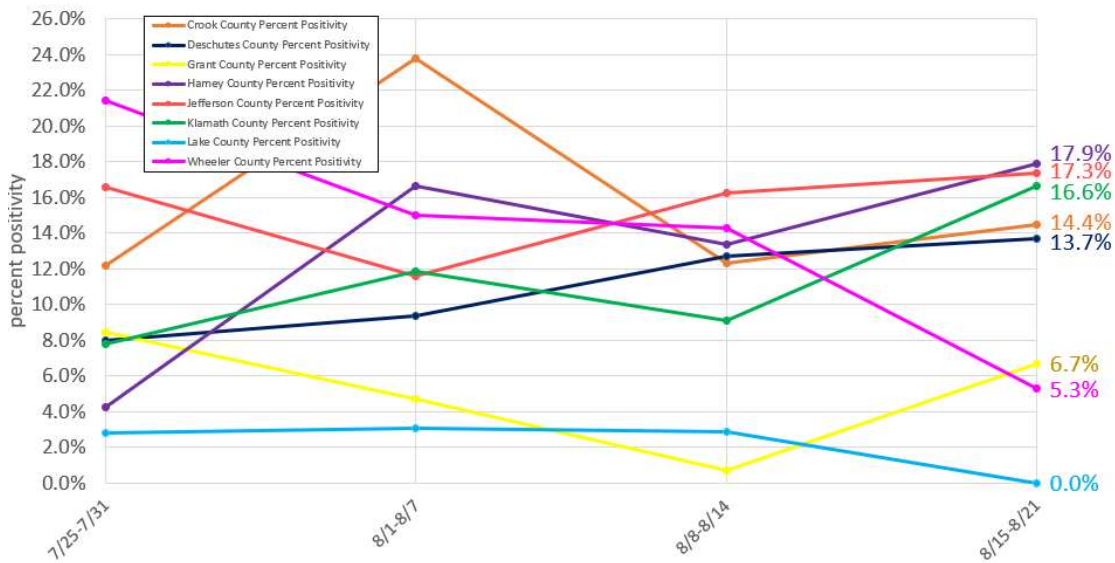
The rescinding the Governor's executive orders on 6/30/21 for K-12 schools, higher education, and childcare means a shift to a more traditional, local decision-making model for communities when it comes to serving the health and safety needs of students and children. Schools will still be expected to comply with longstanding regulations around the control of infectious diseases, and to have a communicable disease management plan.

More details about school reopening planning can be found on the [ODE's Ready Schools, Safe Learners information page](#).

Region 7 Weekly Case Rate per 100,000 Population



Region 7 Weekly Test Positivity



COVID-19 Situation in Oregon

- Oregon COVID-19 Cases: 268,401
- Oregon COVID-19 Deaths: 3,115
- Total number of tests for COVID-19: 6,073,435

Oregon data is as of 8/27/21, 12:01AM Pacific Time. Information on case counts and deaths for all Oregon counties, as well as demographic information for all Oregon cases and deaths, can be found on [Oregon Health Authority's COVID-19 page](#).

COVID-19 Situation in California

- California COVID-19 Cases: 4,171,104 cases
- California COVID-19 Deaths: 65,033 deaths

California data is as of 8/27/21, 11:00AM Pacific Time. Information on case counts and deaths for California can be found on [California's COVID-19 data tracker](#).

COVID-19 California Updates this Week

- Now new updates this week.
-

COVID-19 Situation in Idaho

- Idaho COVID-19 Cases: 217,887 cases
- Idaho COVID-19 Deaths: 2,327 deaths

Idaho data is as of 8/27/21, 11:00AM Mountain Time. Information on case counts and deaths in Idaho State by county can be found on [Idaho's COVID-19 data tracker](#).

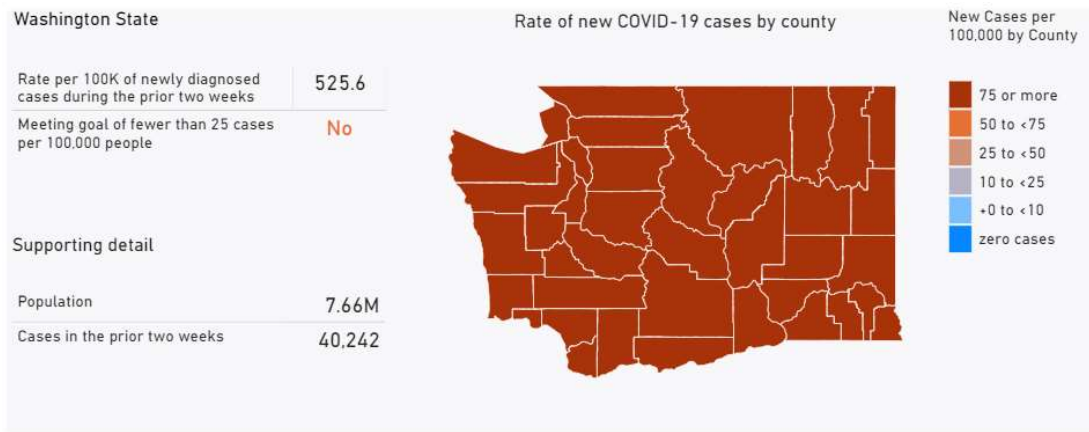
COVID-19 Idaho Updates this Week

- Public Health Idaho North Central District (PH-INCD) announces detection of COVID-19 Delta variant in Lewis and Idaho County. See the [PH-INDC news release](#).
-

COVID-19 Situation in Washington State

- Washington State COVID-19 Cases: 550,988 cases
- Washington State COVID-19 Deaths: 6,507 deaths

Washington State data is as of 8/27/21, 12:01PM Pacific Time. Information on case counts and deaths in Washington State by county can be found on [Washington State's COVID-19 data tracker](#).



Washington State Road to Recovery Phase and Risk Assessment metric data is updated weekly, visit [Washington State's COVID-19 Risk Assessment dashboard](#) for more information.

COVID-19 Updates this Week

- No new updates this week.

COVID-19 Situation in the U.S.

- U.S. COVID-19 Cases: 38,527,411 cases
- U.S. COVID-19 Deaths: 632,786 deaths

U.S. data last updated 8/27/21, 2:58PM Eastern Time. Information on case counts and deaths for all states and U.S.-affiliated jurisdictions can be found on [CDC's COVID-19 data tracker](#).

COVID-19 Situation Worldwide

- Global COVID-19 Cases: 214,468,601 cases
- Global COVID-19 Deaths: 4,470,969 deaths

Worldwide case count and death count estimates are posted on [WHO's COVID-19 dashboard](#). Estimates for worldwide COVID-19 case counts and deaths above are current as of 8/27/21, 5:33PM Central European Time.

For more local information and resources:

- For school information:
 - Visit the [Ready Schools. Safe Learners page for general information](#)

- Visit the [current community COVID metrics page for Ready Schools, Safe Learners](#). To learn more about these metrics and benchmarks, [click here](#).
- County web resources for COVID-19:
 - Visit the [Crook County Public Health COVID-19 Information Page](#)
 - Visit the [Deschutes County COVID-19 Information Page](#)
 - Visit the [Grant County COVID-19 Information Page](#)
 - Visit the [Harney County Health Department COVID-19 Information Page](#)
 - Visit the [Jefferson County Public Health COVID-19 Information Page](#)
 - Visit the [Klamath County Public Health COVID-19 Information Page](#)
 - Visit the [Lake County COVID-19 Information Page](#)
 - Visit the [Wheeler County COVID-19 Information Page](#)
- Telephone resources:
 - Call the Oregon phone line for COVID-19 information at **2-1-1**
 - Call the OHSU phone line for seek guidance about symptoms and care for COVID-19 at **833-647-8222**. The hotline is open 8am-8pm, 7 days a week.
 - If you are 55 or older and feeling isolated or just want to have a friendly conversation, please call the [Senior Loneliness Line](#) at **503-200-1633**
 - If you are a teen and feeling lonely or anxious, you can call, text, or chat with other teens to talk about anything and everything. Call [YouthLine](#) at **877-968-8491** or text 'teen2teen' to **839863**, the helpline is open 4pm-10pm daily.

Region 7 Public Health Response

Crook, Deschutes, Grant, Harney, Jefferson, Klamath, Lake, and Wheeler County Public Health Departments regularly manage communicable disease outbreaks, and we are prepared to investigate and respond. When a case of COVID-19 is identified in our community, Public Health Professionals work on [contact tracing](#) to identify and notify individuals who might have been exposed.

We began preparing for local impacts of COVID-19 and regularly meeting with healthcare partners, Oregon Health Authority, and CDC in January 2020.

We continue to work closely with local schools, healthcare providers, emergency services, cities, businesses, and others to coordinate efforts and to share the most up-to-date information.

This situation update was compiled by the Crook, Deschutes, Grant, Harney, Jefferson, Klamath, Lake, and Wheeler County Health Departments. It will be updated with state, national, and worldwide situation data and sent every week.